

As the Procession approaches the altar, the Crucifer should go up the **middle** of the steps to the top step directly in front of the main altar. The Crucifer should make a sharp **RIGHT turn** and place the cross in its stand near the St. Joseph side altar.



The Crucifer should then go into the St. Patrick side Sacristy and go to his/her seat in the Sanctuary by way of the St. Bridget side Sacristy door.

Server 1 and Server 2 should follow the Crucifer up the aisle and turn left **TOGETHER** when they reach the pink step. They should walk to the front of the ambo and turn toward it **TOGETHER**. After putting the candles in their stands, both servers fold their hands and Server 2 should follow Server 1 toward the server seats. **Server 2** should go directly to his/her **seat**.


Server 1 should stop at the credence table (now on the Blessed Mother side), **pick up the Missal**, go into the St. Bridget side Sacristy and re-enter the Sanctuary from the St. Patrick side. He/she should stand next to the edge of the main altar with the Missal **OPEN** while facing the Celebrant.

S1 S2 C



AS SOON AS the Celebrant says, "Let us pray", move in front of the Celebrant with the open Missal. (The Missal should be open **as you stand** waiting by the altar **and as you walk** toward him). When prayer is finished take the Missal and go through the Sacristies, return the Missal to the credence table, and go to your seat which is now located in the well area in front of the St. Bridget statue.

C S2 S1



After reading the Gospel, the Celebrant will turn toward the Crucifer with the Book of the Gospels. The Crucifer should accept the Book of the Gospels with both hands. The Crucifer should elevate the Book and when the Celebrant turns back to the congregation should move down the steps between the altar and ambo to the front of the ambo. The Crucifer places the Book in the stand on the ambo, **BOWS**, and returns to his/her seat the **same way he/she came**.



After the intercessions the Celebrant and congregation sit. With hands folded, the Crucifer goes directly to the front of the altar and walks down the middle of the steps to the church floor, turns toward the tabernacle and **bows** a deep bow (from the waist). He/she should then turn and reverently proceed down the middle aisle to the back of the church to prepare to lead the Gifts Procession.



Server 1 should **bow to the altar**, remove the plastic book holder and place it on the credence table. He/she should take the Missal from the credence table, open it, and place it to the left of the corporal which Server 2 should have reverently taken from the credence table, placed on the altar and opened. While Server 2 places the Celebrant's chalice, purificator, paten, and pall on the corporal, Server 1 should place all chalices and purificators from the credence table at the top of the altar. (S2 help if needed). (S 2--Do not disassemble the Celebrant's chalice, purificator, paten and pall unless HE tells you to do so.)

S1



S1



S1



S2



S1

Note: The water cruet no longer is placed on the altar. It will be part of the presentation of the gifts.



TABLE SETTING **BEFORE** THE GIFTS PROCESSION

When the Celebrant or Deacon stands to go to the bottom of the altar steps to receive the gifts, Server 1 and Server 2 should also stand and go down the altar steps on **THEIR** side of the altar. **DO NOT GO BETWEEN THE ALTAR AND TABERNACLE TO FOLLOW THE CELEBRANT.** The servers should cross over to get to the **LEFT** of the celebrant on the big white step and then stand on the **SAME LEVEL** as the Celebrant.

(You no longer follow the Celebrant down and you no longer stand 1 step higher than the Celebrant).



When the Crucifer reaches the Celebrant, he/she should go to the Celebrant's right.

The Crucifer should accept the water and wine cruets from the Celebrant.

All other vessels should be given to Server 1 and Server 2.



Stand in place until the priest turns and starts up the steps to the altar. Turn **AWAY** from the Celebrant and follow him up the steps.



Servers 1 and 2 place the gifts on the altar remembering to hold the tall ciboria with 1 hand and remove the lid with the other.




TABLE SETTING AFTER GIFTS PROCESSION
ONLY 2 CIBORIA ON THE LEFT..all others on the RIGHT
THIS IS THE OPPOSITE OF WHAT YOU WERE DOING

No matter who receives the collection basket or if the priest or deacon puts it down somewhere in the Sanctuary, pick it up AFTER you place your gifts on the altar and place it just inside the St. Bridget side sacristy. The best person to do this is Server 2 but just make sure it gets done.



The Crucifer should go to the credence table, place the water and wine cruets down, remove their lids and place the lids in the small felt lined dish. He/she should then pick up both cruets, turn, and **hand the water to Server 1.**




Cruets should be held in the **RIGHT** hand and left hand should be over the heart.

Crucifer (with the wine) should stand to the **RIGHT** of Server 1 (with the water), holding the cruets with handles facing out and with their free hands on hearts.

The wine bearer (Crucifer) should **always** be closer to the congregation.

At the same time Server 2 should place the finger towel on his/her left arm, pick up the lavabo bowl and stand behind the Crucifer and Server 1.



AS SOON AS the Crucifer and Server 1 are in position with the water and wine, they should move to the edge of the altar.

The Crucifer should hand the priest the wine first and fold his hands while the Celebrant pours the wine into his chalice. When the Celebrant returns the empty cruet to the Crucifer, Server 1 should do the same with the water.

When the Celebrant returns the water cruet, both servers should **BOW TOGETHER** (head bow) and turn **LEFT TOGETHER** away from the altar



Server 1 (with water cruet) should move to the **RIGHT** of Server 2 (with lavabo bowl and towel). Crucifer should place the wine cruet on the credence table and return to his/her seat (stand).



When the Celebrant turns toward Server 1 and Server 2, they should move forward to the edge of the altar for the hand washing. After Server 1 pours the water and the Celebrant dries his hands and places the finger towel back on Server 2's arm, both servers should face the priest, BOW TOGETHER (head bow) and turn LEFT TOGETHER away from the altar. They should place the vessels on the credence table and return to their seats.

S1 S2



****** When we get to the Holy, Holy (Sanctus) you will kneel on the Sanctuary floor.... no more cushions.

When Communion is being distributed, all 3 servers should approach the altar together. With hands folded, Server 2 and Server 1 should wait while the Crucifer puts the Celebrant's vessels and linens back into a "stack" and brings them to the vesting table. Server 1 should remove the Missal from the altar, return to his/her seat, and place the Missal on his/her **LAP**. Server 2 carefully folds the corporal and returns it to the credence table.



When Communion is finished and as the Eucharist Ministers are placing the extra Hosts in the tabernacle, all Servers along with the Celebrant should stand facing the tabernacle with hands folded.

To do this Server 1 should put the Missal on his/her **SEAT**.



When the Celebrant returns to his seat, the Crucifer and Server 2 should also sit while Server 1 should **immediately** take the Missal from his/her chair, go through the Sacristies and stand next to the altar near the Celebrant.



When the Celebrant stands for the final prayer, move in front of him with the Missal open.



At the end of the final prayer, Server 1 should go into the St. Patrick sacristy, place the Missal on the **Vesting Table**, and return to his/her seat in the Sanctuary through the St. Bridget door.



When the music begins:

Server 1 follows Server 2 to the candles and they should proceed to their recessional positions as usual.

The Crucifer should go through the Sacristies to retrieve the cross and go down the MIDDLE of the altar steps to his/her recessional position .



THE TABERNACLE

BEFORE AND AFTER MASS:

You always GENUFLECT when you are directly in front of the TABERNACLE.

Jesus is there and deserves your respect. So genuflect and then do what you went out to do: light candles, place the missal on the credence table, or leaflets on your chair.

Even if you have something in your hand, GENUFLECT.

DURING MASS:

During Mass the focus switches from the tabernacle to the marble **altar** where Mass is celebrated.

Most of the time you are going through sacristies to get from one side of the Sanctuary to the other.

If you have to cross between the tabernacle and the marble altar, however, BOW A DEEP WAIST BOW TO THE ALTAR.

If a Sacristan signals you to come into the sacristy during Mass, go into the St. Bridget side sacristy to get there.

If a priest or deacon signals you to come to him, go straight to him, crossing between the tabernacle and marble altar BUT BOW TO THE ALTAR as you go.